

Elcometer 236 DC Portable Holiday Detector

The Elcometer 236 uses a high voltage technique to locate flaws in insulating coatings on conductive substrates.

A power supply generates a high DC voltage which is supplied to a suitable probe. As the probe is passed over the coated surface, a flaw is indicated by audible and visual alarms in the detector and probe handle. No damage should occur due to the low current capacity.

The Elcometer 236 is ideal instrument to use when testing:

- Insulating coating on oil, gas and water pipelines made from metal or concrete.
- Bitumen or epoxy on concrete eg. storage tanks, water and sewage treatment facilities.
- Flexible membranes on concrete bridge decks
- Vitreous enamel on steel eg. chemical reactors or storage tanks
- High voltage testing of insulation

The sensitivity can be adjusted to ignore stray current flow so that only the flaws are detected.

FEATURES

- Low Weight 1.8Kg (4lb)
- Robust and fully portable
- Padded canvas carry case
- Digital display of output voltage and current
- Additional rechargeable battery option
- Hard-backed transit case
- Audio and visual alarms
- Simple to use
- Adjustable sensitivity
- Full set of probe options

SPECIFICATION

	236 15kV	236 30kV
Accuracy of voltage setting	±5% or ±0.2kV	
Display resolution	0.01kV	0.1kV
Voltage Output	0.5 to 15kV	0.5 to 30kV
Alarms	Audio and Visual	
Power Supply	NimH 12V rechargeable battery 10/12 hours continuous use	
Unit Dimensions	200 x 170 x 70mm (8" x 7" x 3")	
Product Weight	2.8Kg (6lb 3oz) including carry case and probe.	

PART NUMBERS

D236--15A Elcometer 236 1-15kV Portable DC Holiday Detector, UK 230V Charger
 D236--15B Elcometer 236 1-15kV Portable DC Holiday Detector, Euro 230V Charger
 D236--15D Elcometer 236 1-15kV Portable DC Holiday Detector, US 110V Charger (non CE model)



D236--30A Elcometer 236 2-30kV Portable DC Holiday Detector, UK 230V Charger
 D236--30B Elcometer 236 2-30kV Portable DC Holiday Detector, Euro 230V Charger
 D236--30D Elcometer 236 2-30kV Portable DC Holiday Detector, US 110V Charger (non CE model)


Spares
 T23613907 UK Charger
 T23613908 Euro Charger
 T23613909 US Charger
 T23615550 External Battery Pack c/w Case

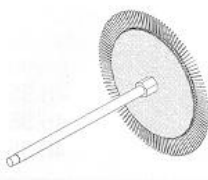
Shipping List:
 Elcometer 236, probe and lead, band brush probe, 2m and 10m signal return/earth lead, battery charger, carry case, packing case and instruction manual.




ELCOMETER 236 ACCESSORIES

RIGHT-ANGLE PROBE				EXTENSION PIECES			
 <p>For large surface areas. Available in different widths, with conductive rubber strip for soft coatings or phosphor bronze wire for medium to hard coatings.</p>		PART NUMBERS		 <p>To extend the probe for applications in which a long reach is required. 250mm, 500mm and 1000mm lengths can be coupled together.</p>		PART NUMBERS	
		<i>Right Angle Brush Assemblies</i>				<i>Probe Extension Pieces</i>	
		T23638071	250mm			T2362663A	250mm
		T23638072	500mm			T2362663B	500mm
		T23638073	1000mm			T2362663C	1000mm
		<i>Spare Brush Electrodes</i>				T2362666-	Coupling
		T23626621	250mm			T2362669-	Band Brush Probe
		T23626622	500mm				
		T23626623	1000mm				
		<i>Right Angle Rubber Assemblies</i>					
T23638081	250mm						
T23638082	500mm						
T23638083	1000mm						
<i>Spare Rubber Electrodes</i>							
T23626731	250mm						
T23626732	500mm						
T23626733	1000mm						

ROLLING SPRING PROBE					
 <p>For external pipe surface 50 to 1000mm (2 to 36") in diameter. Spring is made from phosphor bronze.</p>	Diameter		Full Assembly	Spring Only	<p>The Full Assembly includes spring, holder and 250mm extension piece.</p> <p>All springs will fit to the same spring holder and are fully interchangeable.</p> <p>Spare Spring Holders can be purchased, part number T2362645-</p>
	inches	mm	Part Number	Part Number	
	2	50	T2362649A	T2366197A	
	3	75	T2362649B	T2366197B	
	4	100	T2362649C	T2366197C	
	6	150	T2362649D	T2366197D	
	8	200	T2362649E	T2366197E	
	10	250	T2362649F	T2366197F	
	12	300	T2362649G	T2366197G	
	14	350	T2362649H	T2366197H	
16	400	T2362649I	T2366197I		
18	450	T2362649J	T2366197J		
20	500	T2362649K	T2366197K		
24	600	T2362649L	T2366197L		
30	750	T2362649M	T2366197M		
36	1000	T2362649N	T2366197N		

CIRCULAR BRUSH PROBE							
 <p>For inside pipes, 40 to 300mm (1.5 to 12") diameter, (used with extension pieces).</p>	Diameter		Full Assembly	Alpha Code	Brush Only	Alpha Code	<p>The Full Assembly includes brush, holder and 250mm extension piece.</p> <p>Important note: All brushes will not fit to the same holder. Only those with the <u>same</u> alpha code are interchangeable.</p>
	inches	mm	Part Number		Part Number		
	1.5	38	T2363607A	A	T2363766-	A	
	2.0	51	T2363607B	A	T2363767-	A	
	2.5	64	T2363607C	B	T2363768-	B	
	3.0	76	T2363607D	B	T2363769-	B	
	3.5	89	T2363607E	B	T2363770-	B	
	4.0	102	T2363607F	B	T2363771-	B	
	4.5	114	T2363607G	B	T2363772-	B	
	5.0	127	T2363607H	B	T2363773-	B	
6.0	152	T2363607I	B	T2363774-	B		
8.0	203	T2363607J	C	T2363775-	C		
10.0	254	T2363607K	C	T2363776-	C		
12.0	305	T2363607L	C	T2363777-	C		

TELESCOPIC PROBE HANDLE	
	<p>Glass fibre, fully insulated behind the ring, designed to allow the user to reach high areas from the ground or a platform. Using a simple twist and lock procedure the user can extend the handle to any length between the minimum and maximum lengths.</p> <p>T236155971 0.6 – 1.2m Telescopic Probe Handle</p> <p>T236155972 1.8 – 3.6 Telescopic Probe Handle</p>